



# THE STEWARD

Protecting and Preserving the Ohio River Corridor

[www.westernwildlifecorridor.org](http://www.westernwildlifecorridor.org)

Spring 2008

## Calendar of Events

### WWC EVENTS:

#### **Saturday, April 19, 2008, 1pm**

Tune Up Wildflower Skills Hike & Sign Dedication  
Delshire Preserve (on Hillside Ave)

#### **April 25, 2008, 6-9pm**

2nd Annual Wildflower Festival  
Delhi Township Senior Citizen's Center\*  
647 Neeb Road, Cincinnati, OH 45233  
*\*note new location*

#### **April 26, 2008, All Day**

4th Annual Flower-a-thon  
Breakfast kickoff at Embshoff Woods, 7am-9am

#### **Habitat Restoration:**

March 22, 9am (Sister's Hill Preserve)  
April 5, 9am (Location TBA)  
April 12, 9am (Bender Mountain Preserve)  
May 17, 9am (Delshire Preserve)  
May 31, 9am (Old Growth Forest)

### OTHER EVENTS:

#### **Saturday, March 29, 2008, 10am**

**Audubon/Wild Ones Program  
Clifford Banding Station &  
Wildflower Hike**

Sisters of Charity Motherhouse & Bender Mtn.

#### **June 27-28**

Paddlefest

#### **September 27-28**

Great Outdoor Weekend

## Inside This Issue

**Turkey Haven  
Nature Preserve, p. 2**

**Selecting a Field Guide, p. 4**

**Programs & Special Events, p. 6**

## PRESIDENT'S JOURNAL

By Tim Sisson

### Land Donation in Miami Township

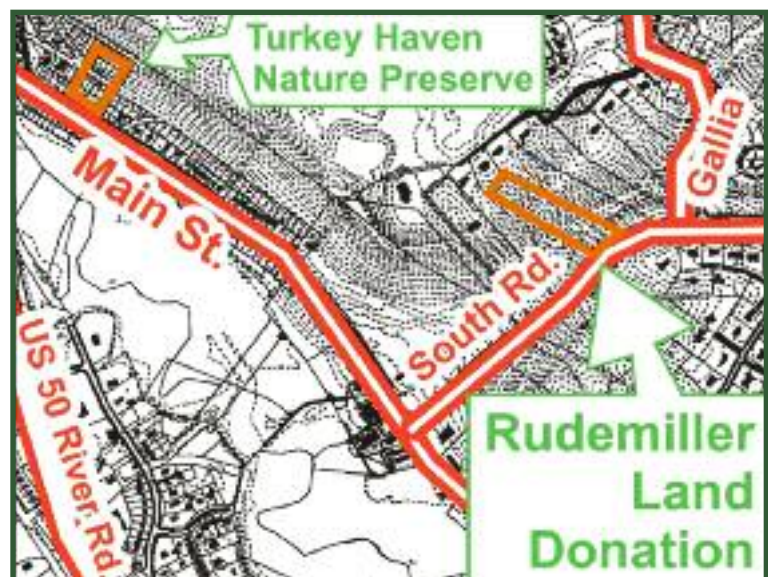
There is a special place in our Western Wildlife Corridor where two beautiful creek valleys tumble down the steep hillside of the Ohio River valley. In spring, masses of wild flowers cover the slopes. The area is heavily wooded, containing many large hardwoods, and is enjoyed by wild turkey, deer, squirrels and all the other animals and birds that typically populate the Western Wildlife Corridor.

Does this sound to you like the type of forested land that Western Wildlife Corridor was founded to protect? It sure did to us - that's why we are very pleased to announce that a portion of these forested valleys in Miami Township, near South Road, is being donated to us by Mark and Juli Rudemiller. They are as thrilled as we are that this property will now be protected forever as a natural area.

This project has been in the works for almost two years. It involved a lot split, which required modification of a home owner association's agreement, approvals by the Hamilton County Health Department and the Hamilton County Rural Zoning Commission, a site survey, a soil test and the design of a wastewater treatment system - do you get the picture that it was very complicated and time consuming! But we persevered, and were able to work through the requirements so that now the property is protected.

The property is important also because it is close to our Turkey Haven Nature Preserve. Our grand vision is to protect additional properties in the vicinity and to ultimately connect this property to Turkey Haven creating a really nice large nature preserve.

We thank the Rudemillers very much for this generous donation of land that will form another important link in our "Emerald Chain" throughout the Western Wildlife Corridor. ♪



# ADDYSTON PRESERVE GETS A NEW NAME - TURKEY HAVEN NATURE PRESERVE

*By Leesa Miller*

The crowd that turned out for the sign dedication and hike in January was too large to count.


A couple of us estimated about 50-60 people came, and the numerous wild turkeys the preserve is named for were understandably in hiding! Stop by the preserve on a quieter day and you might see some.

It's easy to find now that there is a large sign identifying it at approximately 70 Main St. in Addyston.

*Wild turkey foraging for food at the new Turkey Haven Nature Preserve.*

*Sessile Trillium is one of many spring wildflowers found at Turkey Haven Nature Preserve.*

*Crowd takes advantage of a beautiful January day at the sign dedication.*



## Field Observation in Turkey Haven Nature Preserve

*by Peg Sisson*

Right on schedule, the wild turkeys came on Thanksgiving week. Every year at this time, they show up on our patio for the feast. They look huge, standing atop our picnic table! They eat every seed of any kind.

The smaller birds back off until the coast is clear; but after the turkeys are done, the seed, unfortunately, is gone. We refill all the feeders that are not hanging.

The turkeys wander, a few at a time, up onto the hillside. We think that they might be feeding on bird seed from the homes on top of the hill.

We have other regular visitors. Lots of raccoons, who can be destructive. They can tear apart a bird feeder if they can reach it. They can reach any one of four of the feeders, but not the pest-proof ones we have. Chipmunks are cute & eat only off the ground. They are so agile-they are acrobats.

The deer wander the yard all around our house-they look regal, especially the bucks, but they also eat flowers. Our daughter, Sally, mixes a portion of eggs and water which smells so bad, the deer leave (So do !!). We have a few rabbits, but a lot of hawks, which is not always good for the rabbits!

We have voles, but no moles! Many, many birds are regular tenants of the woods. We are looking forward to the spring warblers & migrants.

*Editor's note: It appears that the wildlife activity in Turkey Haven Nature Preserve as observed from a human residence next door, is entertaining and can keep the observer busy as well! 🐣*



*James Mundy, Nature's Ark Photography*

## Everlasting Wildflowers Need Guardians

By Sally Sisson Anderson

Last Spring when I and our group hunted for wild flowers to add to the list for the Flower-a-thon, I looked where I used to find them as a child. To my delight, they still grow where I once picked them in what is now the Turkey Haven Nature Preserve in Addyston. The bluebells still form drifts of blue on the hillsides facing the river. The wild hyacinths still bloom by the creek. The bloodroots still open their white faces along the wagon trail.

There is something we can do to have everlasting wild flowers that will continue to bloom for our children and grandchildren. We need Guardians of the Corridor.

I am a Guardian of the Corridor. I give \$20 a month. Even a small contribution per month can add up to a considerable amount over time and with enough people. As a member of WWC's monthly giving program, you can play a vital role in ensuring we have the resources we need for ongoing efforts to save the environment. You can take pride in knowing that you are making a difference every day. After all, WWC has monthly expenses just like you do. Help us light the way for those to come! Let's call it a pledge for the greener future. ✓

### WWC'S MONTHLY GUARDIAN OF THE CORRIDOR

Giving a Pledge for a Greener Future.

Name: \_\_\_\_\_

Address: \_\_\_\_\_  
\_\_\_\_\_

City, State \_\_\_\_\_

Zip: \_\_\_\_\_ Phone: \_\_\_\_\_

Email: \_\_\_\_\_

I am committing a tax deductible  
monthly contribution of \$ \_\_\_\_\_

Each new monthly giver will receive a  
wildflower print by Sally Sisson Anderson.  
Be sure to mention this when you begin your  
Guardian of the Corridor Contributions.

## New Bird Banding Station

Good news for the West side! Jill Russell has recently been hired as Professor at the Mount, and she asked that we print the following note:

*Hello everyone!*

*I would like to formally announce the opening of our newest AREI bird banding station.*

*The Clifford Bird Observatory (CBO) officially opened in November in the St. Theresa Courtyard of the Motherhouse of the Sisters of Charity, Mount St Joseph, OH.*

*An extensive feeder array was donated by Wildbirds Unlimited, and after setting up the feeders we saw our first birds - Carolina Chickadees. The very next day we had a Red-breasted Nuthatch, among Goldfinches, MODOS and Titmice. The Sisters living in the Motherhouse have moved chairs and tables over to the windows and are keeping an Observation log of the species seen every day. (Weekly banding of birds was planned to begin in January.)*

*Our goal is to create a bird banding group at the Motherhouse and at the College of Mount St. Joseph, where we can conduct environmental education programs and train volunteers in bird banding techniques. During peak migration months, we will move our nets out onto the hillside overlooking the Ohio river and try to band neotropical migrants as they cross the river. The Mount has an ideal location for bird banding and bird watching, so we are anticipating a very busy Spring!*

*To check the website banding schedule and get contact info:*

[www.avianinstitute.org](http://www.avianinstitute.org)

*Happy birding and please join us when you can!*

Jill Russell

*The new bird banding station at Mt. St. Joseph. Last year, the Russells had record Saw Whet Owl numbers for banding.*



## Welcome WWC Artist in Residence

WWC Member and Naturalist Artist Sally Sisson Anderson grew up loving wild places and nature and has been drawing and painting nature all her life. Fortunately for Flower-a-thon participants, she has a particular focus on wild plants, and has drawn the wildflowers featured on the event t-shirts for the past several years. Sally also has contributed other illustrations, such as the turkeys on the holiday party postcard this past year, and has donated limited edition prints as gifts and for fundraising.

You may have seen some of her illustrations as park artist with the Hamilton County Park District, at the Prehistoric Indian display at Shawnee Lookout. Quite a few galleries have exhibited her work, as have a number of publications. She also taught the popular wildflower drawing class at our Wildflower Festival last year, and plans to teach another nature art class again this year.

It is a pleasure to welcome Sally Sisson Anderson as Western Wildlife Corridor's Artist in Residence! WWC appreciates Sally sharing her talent in conveying the natural beauty of wildflowers.

You can view Sally's work in two unique galleries on the Internet. You can find her work at [www.yourgallery.com/loft/oh](http://www.yourgallery.com/loft/oh), or her paintings may be viewed at [www.mindsisland.com/members/SALLYART](http://www.mindsisland.com/members/SALLYART).

Be sure to check them out!

### Committee Chairpersons

#### Land Stewardship:

**Tim Sisson**  
513.922.2104

**Outreach**  
**Leesa Miller**  
513.941.1628

**Fundraising**  
**Rebecca Sisson**  
859.746.8671

**Newsletter:**  
**Leesa Miller**  
513.941.1628

# From the Notebook of our Guest Columnist...

## Selecting a Wildflower Field Guide, part 2

by Bill Edwards

In my previous column, I briefly described several factors you might consider before making your next purchase of a wildflower field guide. Here in Part 2, I will briefly review six regional field guides (FGs) chosen to illustrate the diversity of FGs available. While there are many competitive wildflower FGs in print, these six are among the dozen or so FGs that I carry in the car when enjoying my wildflower photography hobby.

For each of us, a “useful” FG may vary considerably, depending on personal preferences and existing botanical knowledge. For the sake of simplicity, I have adopted a generic definition of “useful” for the casual hiker. A “useful” FG will likely be compact and lightweight, yet reasonably comprehensive in presenting regional wildflowers. It will assist in identifying more common species through photos or drawings and will emphasize conspicuous field marks. Hopefully, it will also contain interesting notes that expand the user’s knowledge of the floral beauty in nature.

Generally, the introductory FGs have species photos arranged sequentially by blooming season or by color of the flower blossom, and seldom include supplemental drawings of field marks often necessary to differentiate between closely related species. The intermediate level FGs tend to be arranged phylogenetically or taxonomically, presenting plant families and species in sequence from simplest to most complex, with a goodly number of botanical terms utilized to describe easily observable field marks.

A phylogenetic sequencing presentation in a FG may assist the patient user to achieve firm identifications; however, the use of botanical keys can be time consuming and will require a more intimate knowledge of plant taxonomic terminology. For the most advanced FGs, you will practically need to speak Latin, and will need to learn a whole new vocabulary of botanical terminology. For instance, Gray’s Manual of Botany contains 1,141 technical botanical terms; like featuring more than 60 ways to describe plant characteristics that are not “smooth.” For sure, a neophyte user

will have a “rough” time deciphering this text.

Generally speaking, a 25 year-old copyright date or publication date of a FG is not of paramount importance because wildflowers tend to remain genetically constant. That said, newer publications tend to include better photography, as well as recently updated family/species classifications. However, older FGs tend to include detailed drawings with occasional species-specific descriptions and supplemental field notes.

When selecting a “useful” FG, be careful to not be misled by geographical references in a book title such as “Chicago Wildflowers” or “Midwestern Wildflowers.” The Chicago FG is likely to be very limited because the city’s geography is very limited. The word “Midwest” spans anywhere from 15-23 states. Such an extremely large geographical area cannot be fairly presented in a “useful” FG due to the great diversity of more common wildflowers to be included. For those whom will be hiking in Cincinnati and suburban tri-state areas, most FGs for Indiana, Ohio and Kentucky will be interchangeable because plants are sensitive to specific ecological factors and don’t conform to arbitrary boundaries on political maps. So, I would encourage you to choose one or more FGs that will be “useful” to your own personal preferences and botanical expertise.

In Part 3, I will briefly review several botanical publications intended for use as a home study or desk reference resource to supplement your FGs. These encyclopedic editions tend to be more expensive than FGs due to their expanded geographical coverage, multiple botanical keying sequences, and detailed taxonomic descriptions. And, these publications are usually too heavy and bulky to be easily carried in a hiker’s backpack. Thus, they are most useful as a wildflower home reference source where you can compare your digital field photos to detailed drawings and species-specific descriptive text. ✓

See summary of FG pros and cons on next page.

### Field Guide Comparisons by the Numbers:

# FG pages	# FG species	FG authors	\$ cost	Bulk by cubic inches	Weight by Oz’s
418 pps	200 sps	Tekiela, Stan Wildflowers of Ohio	\$16.95	27 cu inches	30 oz
352 pps	634 sps	Barnes, TG & Wilson, SW Wildflowers & Ferns of Kentucky	\$29.95	50 cu inches	32 oz
430 pps	1100 sps	Carman, JB Wildflowers of Tennessee	\$27.95	54 cu inches	35 oz
448 pps	1344 sps	Peterson, RT Wildflowers of Northeastern NA	\$19.00	37 cu inches	31 oz
512 pps	1375 sps	Newcomb, L Newcomb’s Wildflower Guide	\$19.95	37 cu inches	31 oz
387 pps	1564 sps	Yatskievych, K FG to Indiana Wildflowers	\$19.95	47 cu inches	23 oz

## Selecting a Wildflower Field Guide, et'd

### **Tekiela, Stan: *Wildflowers of Ohio***

- (+) species photos arranged by:  
bloom color : leaf type : leaf attachment
- (-) scope limited to 200 most common species found throughout the state
- (+) small pocketbook size; good photography; good field marks; interesting notes
- (-) minimal differences from author's wildflower FGs for Michigan and for Wisconsin

### **Barnes, TG & Wilson, SW: *Wildflowers & Ferns of Kentucky***

- (+) species photos arranged by:  
bloom season : bloom color : species family
- (-) scope excludes non-native species like:  
chicory, yarrow, Queen Anne's lace, etc
- (+) good photography; good field marks; occasional supplemental drawings
- (-) hardbound, is a bit bulky for pockets or packs

### **Carman, JB: *Wildflowers of Tennessee***

- (+) good photography, large photos; good field marks; interesting notes
- (-) species photos arranged phylogenetically from primitive to complex families
- (+) contains nearly all wildflowers likely to be found in our Cincinnati tri-state area
- (-) bulkiest and heaviest FG of 6 reviewed here

### **Peterson, RT: *Wildflowers of Northeastern NA***

- (+) species drawings arranged by:  
bloom color : bloom type : species family
- (-) large geographical scope leads to omissions and condensed descriptions
- (+) pocket-size, lightweight; easy to use field marks and keying sequences
- (-) most drawings are b/w, forcing user to focus on other characteristics

### **Newcomb, L: *Newcomb's Wildflower Guide of Northeastern NA***

- (+) species drawings arranged by:  
bloom type: plant type: leaf type: bloom color
- (-) large geographical scope leads to omissions and condensed descriptions
- (+) pocket-size, lightweight; superior keying sequences are easy to use
- (-) most drawings are black/white, forcing user to focus on other characteristics

### **Yatskievych, K: *Field Guide to Indiana Wildflowers***

- (+) includes most number of species of 6 FGs
- (-) species photos arranged phylogenetically from primitive to complex families
- (+) contains all wildflowers likely to be found in Tri-state area
- (-) plant measurements by metric system; only 640 photos for 1,564 species included



### **Waiting for Spring,** *by Joan Gillespie*

Spring is just around the corner and if you're anything like me you must have cabin fever about now.

We know the days are getting longer and Mother Nature teases us occasionally by giving us springlike days. The sun is shining, the temps are 55-60 degrees. Birds are singing and playing at the feeders. Daffodil blades are emerging from the cold earth. You begin to see your neighbors again, and then BOOM! Mother Nature puts us back in our place by blowing in the frigid late winter days. Bone chilling temps, icy rain, and hopefully not a deep freeze like last March.

There are tasks we can do in the meantime to get ready for May. Clean and sharpen those tools. Try looking through seed catalogs or online to plan this year's garden. An example of a web site is [www.parkseeds.com](http://www.parkseeds.com). There are many more. You can browse through our local greenhouses to get ideas of what supplies you will need. Tools, fertilizers, pre-emergents, decorative pots and more.

March is a great time to rejuvenate your house plants. Buy some potting soil, lay out some newspaper and repot those spider plants. Give them a little haircut, a shower and you can begin to fertilize them at this time. When the weather breaks and your low temps stay above 50 degrees, you can begin to move your jungle outside again and reclaim your house.

You will still need to wait until May to plant most annuals, so while you're waiting gather up your friends and join the Western Wildlife Corridor at the Flower Festival Weekend. The last Friday and Saturday in April. ✓



*Winter still has a hold on Turkey Haven Nature Preserve, shown here.*

## Western Wildlife Corridor Board of Trustees

**Tim Sisson, President**  
**Bruce Cortwright, Vice President**  
**Robert Thomas, Treasurer**  
**Leesa Miller, Secretary**  
**Dr. Donald Blaney**  
**Marianne Brater**  
**Susan Frede**  
**Joan Gillespie**  
**John Klein**  
**Bob Nienaber**  
**Don Patrick**  
**Joyce Richter, SC**  
**Rebecca Sisson**

**Clifford Bird Banding Station & Wildflower Hike**  
**Saturday, March 29, 10am**  
**Sisters of Charity Motherhouse & Bender Mountain, Delhi**

This two hour program is a joint meeting between Wild Ones, Cincinnati Audubon and the Western Wildlife Corridor. Dr. Jill Russell, director of the college's new Clifford Bird Banding station will demonstrate and discuss bird banding and its importance to understanding bird migration, census and the health of our migrant birds. Dr. Russell will also discuss Birds Without Borders, a program where students in both the US and Mexico collect important information about birds here and at the El Cielo Biosphere Reserve in Mexico.

Following Dr. Russell's program, we'll hike Bender Mountain with Tim Sisson, looking for early Spring ephemerals and early migrant birds. This is a majestic, old forest with incredible trees. Be prepared to see wonderful patches of wildflowers; flowers will be dependant on the weather.

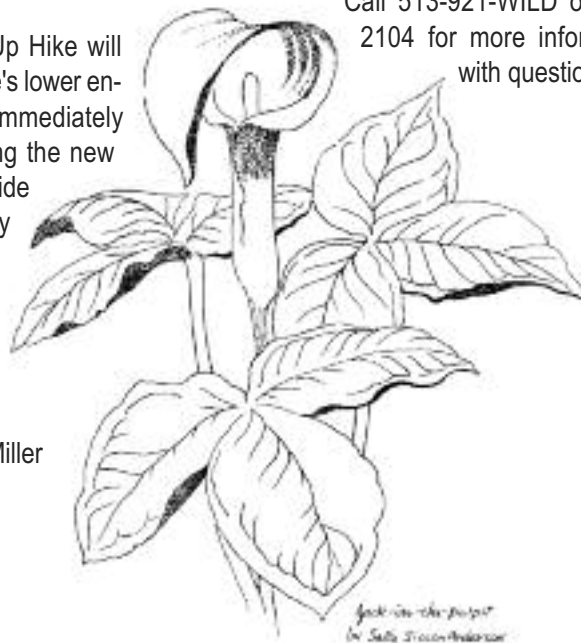
Directions: 5900 Delhi Road. Meet in the parking lot at the Motherhouse on the west side of Seton Hall.

Call Kathy McDonald at 513-941-6497 or 513- 312-8056 (or email her at [kmc@one.net](mailto:kmc@one.net)) for more information.

**Tune Up Your Wildflower Skills Hike & Sign Dedication**  
**Saturday, April 19, 1pm**  
**Delshire Preserve**

The annual Wildflower tune-Up Hike will take place at Delshire Preserve's lower entrance. The hike will follow immediately after a sign dedication marking the new accessible entrance from Hillside Ave. The hike will be fairly easy with some hills and there will be frequent stops to look at wildflowers. Bring a field guide, if you have one. All ages.

Call 513-921-WILD or Leesa Miller at 513-941-1628 for details.



**2nd Annual Wildflower Festival**  
**April 25, 6-9pm**  
**Delhi Senior Center\***  
**647 Neeb Rd, Cincinnati, 45233**

*\*note new location*

Returning again this year in a larger location is the festival celebrating everything to do with wildflowers! There will be food, demonstrations, educational activities for the kids, and information to help you increase your wildflower IQ.

Watercolor Scenes of Wildflowers Painting class is free, but registration is suggested. Call Sally Sisson Anderson at 513-353-2708.

Live music provided by Wild Carrot. All ages will enjoy.

Call 513-921-WILD or 513-922-2104 for more information, or with questions.

**4th Annual Flower-a-thon**  
**Saturday April 26, All Day**

Whether you are an expert or a beginner, you are welcome to join a team or form your own team for this day-long quest for wildflowers anywhere in the Corridor area.

The purpose of the event is fundraising for Western Wildlife Corridor, but the result is always a great day in the outdoors finding and learning about wildflowers.

Included is breakfast, dinner, and a wildflower tote bag, plus door prizes.

Kickoff breakfast is 7-9am at Embshoff Woods.

Call 513-921-WILD or 513-922-2104 for more information, or with questions.

**Habitat Restoration**  
**Spring 2008**

**Saturday, March 22, 9am**  
**Sister's Hill Preserve**

Meet at western end of Delhi Pike (at barrier)

**Saturday, April 5, 9AM**  
**Location To Be Announced**

**Saturday, April 12, 9AM**  
**Bender Mountain Preserve**

Meet on Bender Road .5 mile from River Road

**Saturday, May 17, 2008 9AM**  
**Delshire Preserve**

Meet at 4318 Eaglepoint, Cincinnati, OH 45238

**Saturday, May 31, 2008 9AM**  
**Old Growth Forest**

Meet on Bender road .7 mile from River Road

In addition to these dates, one or more of us usually winds up going to a preserve a couple of mornings during the week to take a walk and while we're there, we just can't help whacking some honeysuckle. In the spring, garlic mustard is pulled, also.

If you would like to join one of these walks, please call Tim Sisson at 513-922-2104, and he'll let you know when and where to meet. If these dates don't work for you, just call and get your name on the contact list.

**WANTED!**



**CORRIDOR NEWS,**  
**STORIES & PHOTOS**

Deadline for articles for the Summer issue of The Steward is April 7, 2008

Contact Leesa Miller at 513-941-1628 or

[Momshine2000@yahoo.com](mailto:Momshine2000@yahoo.com)

if you have something for the newsletter.

2008

# Wildflower Weekend

Extravaganza!



**Friday, April 25**

*2nd Annual*

**Wildflower Festival**

Friday April 25

6-9 pm

Delhi Township Senior Citizen Center

647 Neeb Road

Delhi Township

**2  
Events**

**Saturday  
April 26**

*4th Annual*

**Flower-a-thon**

Saturday April 26

All Day Event

To register call 513-922-2104

Kickoff Breakfast 7-9am

Embshoff Woods

4050 Paul Rd

Delhi Township

**Learn About Wildflowers!  
Free Admission!**

Kids' Activity & Education Area

Wildflower & Seed Sale

Native Plant Education

Live music by Wild Carrot

Food and other items for sale

Many Booths & Presenters & much more

Free art class: "Watercolor Scenes of Wildflowers"

Call 513-353-2708 for class registration.

**Beginners  
Welcome!**

\$10 registration fee

Includes:

Breakfast

Wildflower totebag

Awards Dinner

Door Prizes



*Events presented by*



[www.westernwildlifecorridor.org](http://www.westernwildlifecorridor.org)

Call 513-921-WILD

513-922-2104

*Join us to increase wildflower awareness and support our efforts to protect and preserve the wooded hillside habitat of the Ohio River Corridor.*



PO BOX 389077  
Cincinnati, OH 45238-9077

513.921.WILD (9453)  
www.westernwildlifecorridor.org  
Email: wwc7@yahoo.com

Non-Profit  
Organization  
US Postage  
PAID  
Cincinnati, OH  
Permit #571



Printed on recycled paper.



**Mark your calendar!**

**Clifford Bird Banding Station  
& Wildflower Hike  
Saturday, March 29, 10am**

**Wildflower Tune-Up Hike  
April 19, 1pm**

**2nd Annual  
Wildflower Festival  
April 25, 6-9pm**

**4th Annual Flower-a-Thon  
April 26, All Day**

**Please help the Western Wildlife Corridor  
protect the Ohio River corridor.**

Enclosed is my tax deductible membership contribution at the following level:

- \$20 Individual
- \$30 Family
- \$50 Organization
- \$75 Supporting
- \$100 Patron
- \$500 Sponsoring
- \$\_\_ Other donation
- \$\_\_ Monthly Guardian of the Corridor

May we call you for support?  Yes  
Would you consider donation land or a conservation easement?  
 Yes

Name \_\_\_\_\_

Address \_\_\_\_\_

City, State, Zip \_\_\_\_\_

Email address \_\_\_\_\_

Phone number \_\_\_\_\_

*Please mail check to:*  
WESTERN WILDLIFE CORRIDOR  
PO Box 389077  
CINCINNATI, OH 45238